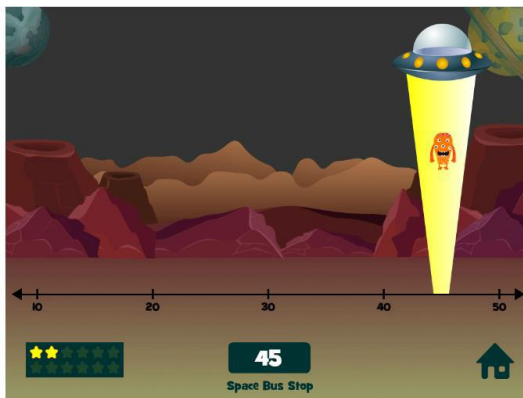


ΠΑΙΧΝΙΔΙΑ ΜΑΘΗΜΑΤΙΚΩΝ ΓΙΑ ΤΑ ΠΑΙΔΙΑ ΤΗΣ Δ΄ ΤΑΞΗΣ

Αξία θέσης ψηφίου - αριθμητική γραμμή

<https://www.mathplayground.com/findthebusstop.html>



Στρογγυλοποίηση στην πλησιέστερη δεκάδα

<http://www.free-training-tutorial.com/rounding/rounding-spaceships.html>



Στρογγυλοποίηση στην πλησιέστερη εκατοντάδα

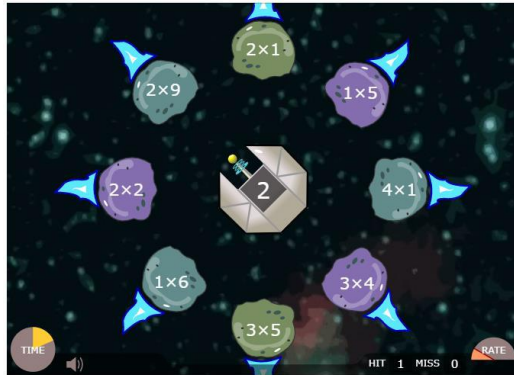
<http://www.free-training-tutorial.com/rounding/sharks.html>



ΠΑΙΧΝΙΔΙΑ ΜΑΘΗΜΑΤΙΚΩΝ ΓΙΑ ΤΑ ΠΑΙΔΙΑ ΤΗΣ Δ' ΤΑΞΗΣ


Πολλαπλασιασμός

https://www.mathplayground.com/ASB_MeteorMultiplication.html



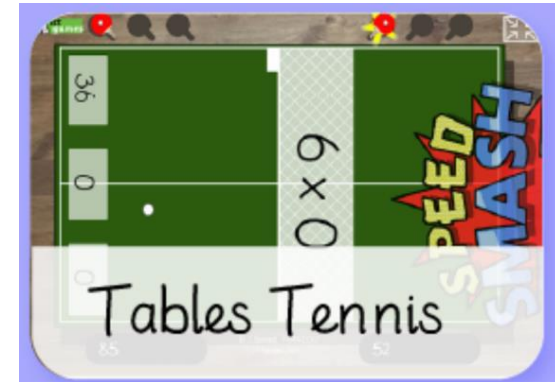
Μονοψήφιος πολλαπλασιασμός

https://www.mathplayground.com/brain_workouts/brain_workout_01_multiplication.html



Εξάσκηση στα μοτίβα πολλαπλασιασμού (2-12)

<http://www.ictgames.com/tablesTennis/mobile/>



Πολλαπλάσια

https://www.mathplayground.com/venn2_puzzle.html



ΠΑΙΧΝΙΔΙΑ ΜΑΘΗΜΑΤΙΚΩΝ ΓΙΑ ΤΑ ΠΑΙΔΙΑ ΤΗΣ Δ' ΤΑΞΗΣ

Πρόσθεση

https://www.mathplayground.com/brain_workouts/brain_workout_01_addition.html

The screenshot shows a digital addition game interface. At the top left, it says "BrainWorkouts at MathPlayground.com". The main area features a 2x2 grid for the first number, a plus sign, a 2x2 grid for the second number, and a horizontal line. The digit '3' is placed in the bottom-left cell of the second grid. Below the grid is another 2x2 grid for the result. On the right side, there are three numbered buttons (1, 2, 3) and a refresh icon. At the bottom, there is a row of five number tiles: 4, 7, 6, 9, and 8.

Αφαίρεση

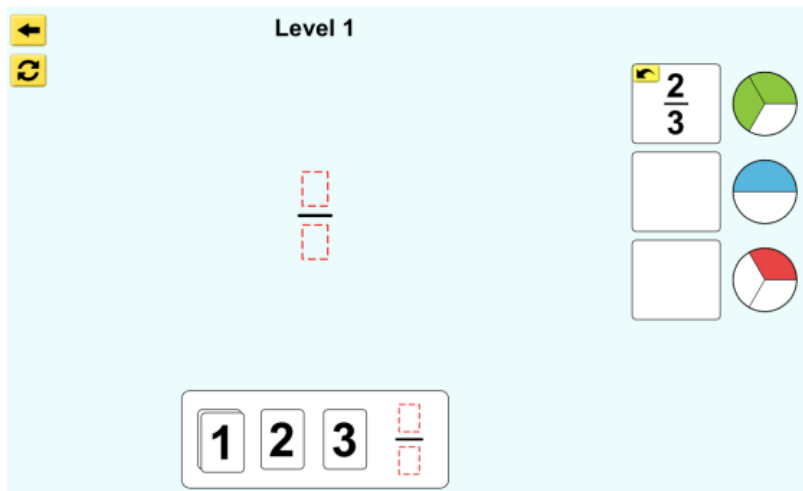
https://www.mathplayground.com/brain_workouts/brain_workout_01_subtraction.html

The screenshot shows a digital subtraction game interface. At the top left, it says "BrainWorkouts at MathPlayground.com". The main area features a 2x2 grid for the first number, a minus sign, a 2x2 grid for the second number, and a horizontal line. The digit '7' is placed in the top-left cell of the first grid. Below the grid is another 2x2 grid for the result. On the right side, there are three numbered buttons (1, 2, 3) and a refresh icon. At the bottom, there is a row of five number tiles: 5, 2, 4, 9, and 6.

ΠΑΙΧΝΙΔΙΑ ΜΑΘΗΜΑΤΙΚΩΝ ΓΙΑ ΤΑ ΠΑΙΔΙΑ ΤΗΣ Δ΄ ΤΑΞΗΣ

Κλάσμα ως μέρος επιφάνειας

https://phet.colorado.edu/sims/html/fractions-intro/latest/fractions-intro_en.html



Ισοδύναμα κλάσματα

<https://www.splashlearn.com/equivalent-fractions-games>

